



SUBSCRIBE:

Subscribe & receive new posts by email

OTHER INSECT BLOGS

- ✦ [What's That Bug?](#)
- ✦ [Living With Insects](#)
- ✦ [Butterflies of Singapore](#)
- ✦ [Beetles in the Bush](#)
- ✦ [Bugwitch Blog](#)
- ✦ [Insects Did It First](#)
- ✦ [Bug Eric](#)
- ✦ [The Dragonfly Woman](#)
- ✦ [The Bug Chicks](#)
- ✦ [Bug Squad](#)
- ✦ [Biodiversity in Focus](#)
- ✦ [Ask an Entomologist](#)
- ✦ [Entomological Society of Canada](#)
- ✦ [Charismatic Minifauna](#)
- ✦ [Entomology Manchester](#)
- ✦ [Wild About Ants](#)
- ✦ [Insects in the City](#)

Another Step Forward in Genetic Engineering of Mosquitoes

November 17, 2017 by [Entomology Today](#)

As a “proof of concept” of a new split gene-drive system developed by researchers at the University of California, Riverside, CRISPR/Cas9-mediated disruption of genes associated with cuticle pigment caused mosquitoes to turn from black to yellow, and disruption of genes associated with eye pigment caused eye color to change from black to white. The genetic modification was enabled by the researchers’ development of *Aedes aegypti* mosquitoes that have the Cas9 enzyme “built-in,” inherited from their parents and passed down to their offspring. (Photo credit: University of California, Riverside)

“Yellow, three-eyed, wingless mosquitoes” have made [headlines](#) this week, but the researchers at the University of California, Riverside, behind the news call the disruption of mosquitoes’ cuticle, wing, and eye development a “proof of concept” for a new advance in the genetic engineering method known as CRISPR/Cas9. The method may accelerate scientists’ work toward identifying the genes to target for disruption of mosquitoes’ ability to carry and transmit human diseases.

Published Tuesday in the *Proceedings of the National Academy of Sciences* (PNAS), the [study](#) was led by [Omar Akbari, Ph.D.](#), an assistant professor of entomology in UCR’s College of Natural and Agricultural Sciences and a member of the university’s Institute for Integrative Genome Biology. Akbari and colleagues report their success in developing “transgenic mosquitoes that stably express the Cas9 enzyme in their germline.”

In other words, the *Aedes aegypti* mosquitoes engineered in the lab have half of the CRISPR/Cas9 system built-in, inherited from their parents and passed down to their offspring.


Wired’s Megan Molteni [explains it like so](#):

Cas9 is the DNA-chopping half of the Crispr gene editing system. So Akbari’s team just had to inject the other half—a bit of guide RNA—into the embryos, for Cas9 to automatically execute its patented snipping action. ... In addition to advancing a new way to study mosquito physiology, these strains represent an important building block for efficient gene drives. Normally, the technology would require expressing both Cas9 and the guide RNA together in the same location. But that could make the drive system invasive and uncontrollable. One way to control them is to keep the components separated in the genome. And that’s what Akbari is working on: a less virulent version

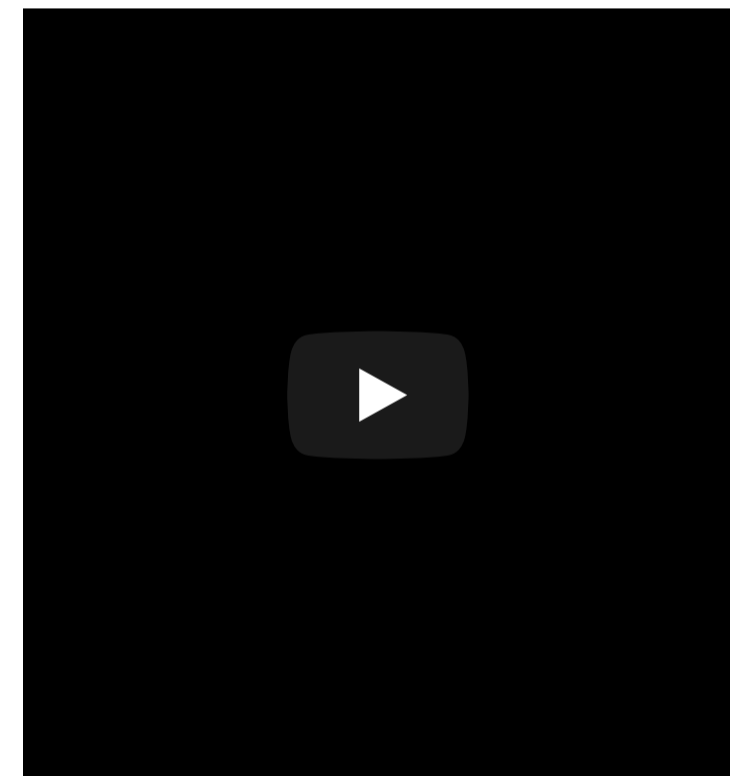
Tweets by [@EntsocAmerica](#)

Entomological Society of Ame
@EntsocAmerica

Mosquitoes w/ a "built-in" Cas9 enzyme "can be used to develop genome-wide screens to find genes that are important for vector competence, which may lead to new control measures to reduce the mosquitoes’ ability to transmit disease to humans." buff.ly/2mCvIrB




ENTOMOLOGY 2017, NOV. 5-8, DENVER



[Entomology 2017: Ignite. Inspire. Innovate.](#)
Register now!

Entomological So...
18K likes

Be the first of your friends to like this



called a split-gene drive.

Akbari tells *Entomology Today*, "Given that these strains allow for very high rates of CRISPR-induced mutagenesis (more than 90 percent in some cases), and double and triple mutants can now easily be generated as shown in the *PNAS* paper, in the future these strains can be used to develop genome-wide screens to disrupt and find genes that are important for vector competence, which may lead to new control measures to reduce the mosquitoes' ability to transmit disease to humans."

Gene drives are a method for inserting genes in organisms that outplay the normal 50/50 odds of being passed on to offspring, and thus they've attracted great interest for their potential uses in suppressing populations of pest insects or disrupting their ability to vector disease. (For more, see the Entomological Society of America's infographic, "[What is Gene Drive?](#)" [PDF], and fact sheet, "[Fighting Fire With Fire: How Science is Turning Mosquitoes Against Themselves](#)" [PDF].) Indeed, the research Akbari and colleagues are conducting was funded by the National Institutes of Health—and also the U.S. Department of Defense's Defense Advanced Research Projects Agency. As Molteni [writes](#), DARPA funding for gene drives is "going toward designing safer systems and developing tools to counter rogue gene drives that might get into the environment either by accident, or with malicious intent."

Read More

["Germline Cas9 expression yields highly efficient genome engineering in a major worldwide disease vector, *Aedes aegypti*"](#)

Proceedings of the National Academy of Sciences

Share this:



Like

One blogger likes this.

Related



[Genetically Engineered Mosquitoes Reduce Dengue Transmitters by 95 Percent](#)
In "Entomology News"



[Faster ID of Mosquito Species Possible via CDC Improvements to DNA Testing Methods](#)
In "Insects in the News"



[Entomologists Discuss Discovery's "Mosquito" Documentary: A Live-Tweet Recap](#)
In "Featured Articles"

ESA publications cover the spectrum of entomology.

Stay informed.

Sign up for content alerts.

Find us on: **facebook**

GET CERTIFIED ...



Genetically Engineered Mosquitoes Reduce Dengue Transmitters by 95 Percent
In "Entomology News"



Faster ID of Mosquito Species Possible via CDC Improvements to DNA Testing Methods
In "Insects in the News"



Entomologists Discuss Discovery's "Mosquito" Documentary: A Live-Tweet Recap
In "Featured Articles"

Filed Under: [Insects in the News](#) Tagged With: [Aedes aegypti](#), [CRISPR/Cas9](#), [gene drive](#), [genetic engineering](#), [genetically modified mosquitoes](#), [mosquitoes](#), [Omar Akbari](#), [Proceedings of the National Academy of Sciences](#)

« [Nutritional Symbionts: Why Some Insects Don't Have to Eat Their Vegetables](#)

Comments



ericrhetoricamubu says:

November 17, 2017 at 3:03 pm

Reblogged this on [Project ENGAGE](#).

[Reply](#)

Leave a Reply

ENTOMOLOGICAL SOCIETY OF AMERICA

3 Park Place, Suite 307
Annapolis, MD 21401-3722
301-731-4535
9:00 AM - 5:00 PM, ET

ARCHIVES

Select Month



ENTOMOLOGY TERMS

[Aedes aegypti](#) [Aedes albopictus](#) [ants](#) [apis mellifera](#) [bed bugs](#) [biocontrol](#) [biological control](#) [dengue](#) [Entomological Society of America](#) [entomology 2013](#) [honey bees](#) [ice 2016](#) [integrated pest management](#) [Invasive species](#) [Josh Lancette](#) [Journal of Economic Entomology](#) [Journal of Insect Science](#) [Journal of Integrated Pest Management](#) [Journal of Medical Entomology](#) [lyme disease](#) [Meredith Swett Walker](#) [mosquitoes](#) [Richard Levine](#) [ticks](#) [zika](#)

